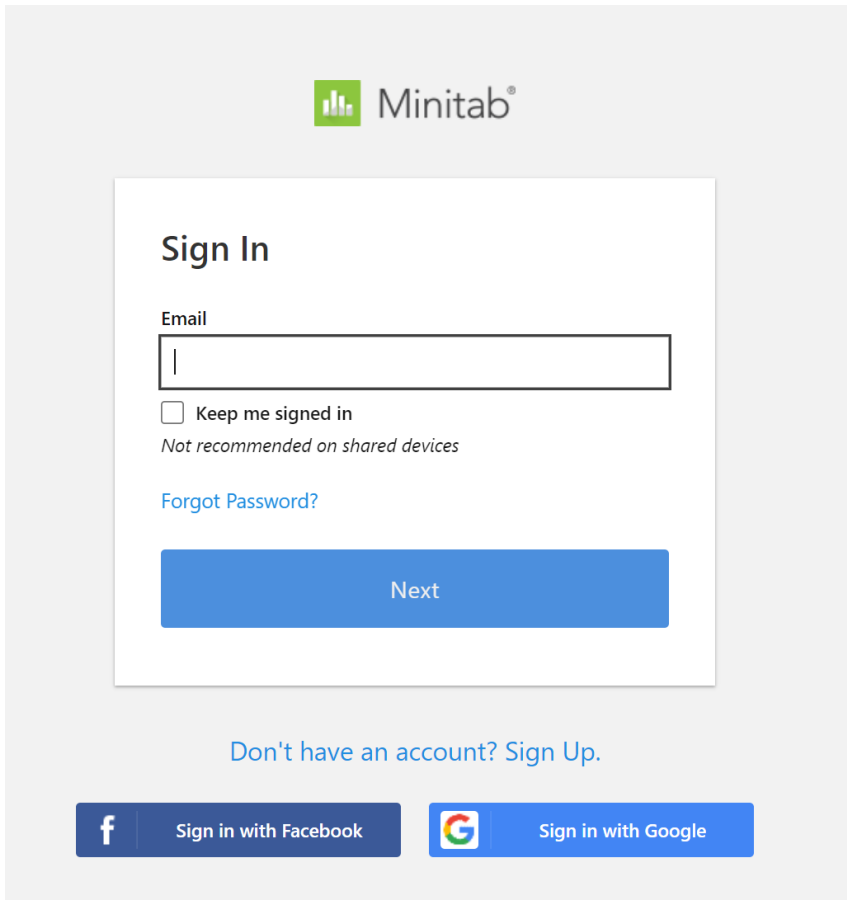


SUNY Broome Minitab access instructions

1) From a web browser navigate to app.minitab.com and type in your sunybroome email address

NOTE: If you are asked for a password on this screen please STOP and email ITSUPPORT@sunybroome.edu to have your account registered. This means your account is not yet been activated.



Minitab®

Sign In

Email


Keep me signed in
Not recommended on shared devices

[Forgot Password?](#)

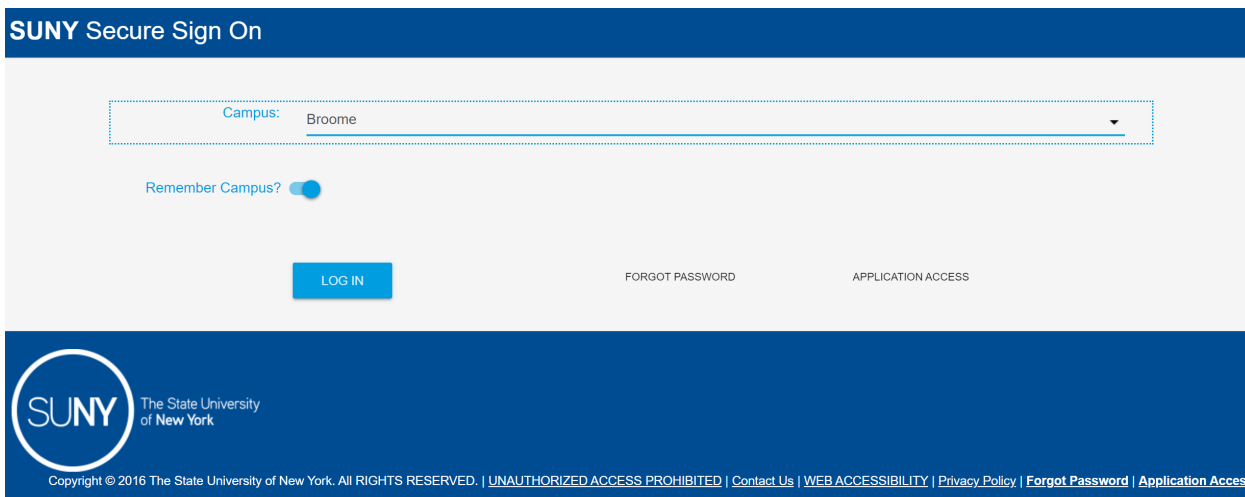
Next

[Don't have an account? Sign Up.](#)

 Sign in with Facebook

 Sign in with Google

- 2) You should be brought to a page where you choose your campus **Broome** from the pull-down menu.
- 3) Then click the LOG IN button.




SUNY Secure Sign On

Campus: Broome

Remember Campus?

LOG IN FORGOT PASSWORD APPLICATION ACCESS

 The State University of New York

Copyright © 2016 The State University of New York. All RIGHTS RESERVED. | UNAUTHORIZED ACCESS PROHIBITED | [Contact Us](#) | [WEB ACCESSIBILITY](#) | [Privacy Policy](#) | [Forgot Password](#) | [Application Access](#)

- 4) Then you will be sent to the MyCollege portal login page.
- 5) Once you sign in there and multi-factor authenticate, you will be brought to the Minitab Solution Center.

